


**GOKARAJU RANGARAJU EDUCATIONAL SOCIETY**  
**Consolidated Balance Sheet as at 31st March 2017**

(Amount in Indian Rupees)

PARTICULARS	SCH.	As at 31st March 2017	As at 31st March 2017
<b>Funds Employed</b>			
CORPUS FUND	1		75,00,000
CORPUS FUND (BUILDINGS)			262,07,358
SECURED LOANS (TERM LOAN)	2		254,02,742
RESERVES AND SURPLUS	3		
Excess of Income over Expenditure			8286,49,356
Total			8877,59,456
<b>Represented by</b>			
FIXED ASSETS	4		
Gross Block		6059,68,366	
Less: Depreciation		814,36,803	
Net Block		5245,31,563	
Capital Work In Progress		272,83,641	
			5518,15,204
CURRENT ASSETS, DEPOSITS, LOANS & ADVANCES	5	4232,32,978	
Less: CURRENT LIABILITIES & PROVISIONS	6	872,88,726	
			3359,44,252
Total			8877,59,456
Significant Accounting Policies and Notes on Accounts	12		

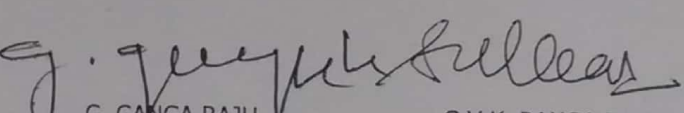
AS PER OUR REPORT ATTACHED ON EVEN DATE

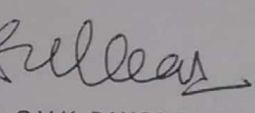
FOR P. R. DATLA & CO.,  
 CHARTERED ACCOUNTANTS  
 FIRM REG. NO. 006067S

  
 SURYANARAYANA PANNALA  
 PARTNER  
 MEMBERSHIP NO. 212327.



FOR AND ON BEHALF OF THE MANAGING COMMITTEE

  
 G. GANGA RAJU  
 PRESIDENT

  
 G.V.K. RANGA RAJU  
 VICE PRESIDENT


PLACE : VIJAYAWADA  
 DATE : 30-06-2017.

**GOKARAJU RANGARAJU EDUCATIONAL SOCIETY**  
**Consolidated Income and Expenditure account for the year ended 31st March 2017**

(Amount in Indian Rupees)

PARTICULARS	SCH.	For the Year Ended 31st March 2017
<b>INCOME</b>		
FEE COLLECTIONS	7	6098,06,585
OTHER INCOME	8	612,73,865
GRANTS RECEIVED		56,04,866
Total (A)		6766,85,316
<b>EXPENDITURE</b>		
PERSONNEAL & ADMINISTRATIVE EXP	9	4803,02,259
GRANTS EXPENDITURE - REVENUE	10	37,38,229
RESEARCH EXPENDITURE	11	138,61,422
DEPRECIATION	4	814,36,803
Total (B)		5793,38,713
<b>Excess of Income over Expenditure (A - B)</b>		
Excess of Income over Expenditure Brought Forward		973,46,604
Excess of Income over Expenditure carried to the next year		7313,02,752
		8286,49,356
Significant Accounting Policies and Notes on Accounts AS PER OUR REPORT ATTACHED ON EVEN DATE	12	

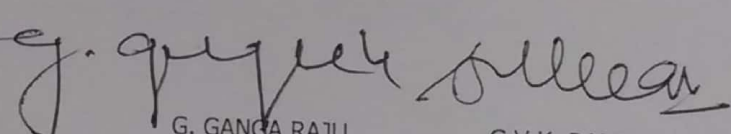
FOR P. R. DATLA & CO.,  
 CHARTERED ACCOUNTANTS  
 FIRM REG. NO. 006067S



SURYANARAYANA PANNALA  
 PARTNER  
 MEMBERSHIP NO. 212327.



FOR AND ON BEHALF OF THE MANAGING COMMITTEE



G. GANGA RAJU  
 PRESIDENT

G.V.K. RANGA RAJU  
 VICE PRESIDENT

PLACE : VIJAYAWADA  
 DATE : 30-06-2017.

GOKARAJU RANGARAJU EDUCATIONAL SOCIETY  
SCHEDULES FORMING PART OF THE BALANCE SHEET

**SCHEDULE - 1 CORPUS FUND**

PARTICULARS	AS AT 31-03-2017 AMOUNT (Rs.)
G. GANGA RAJU	15,00,000
G. LAILA	15,00,000
G. V. K. RANGA RAJU	11,25,000
G. RAMA RAJU	22,50,000
G. VANI	11,25,000
<b>TOTAL</b>	<b>75,00,000</b>

**SCHEDULE - 2 SECURED LOANS**

PARTICULARS	AS AT 31-03-2017 AMOUNT (Rs.)
TERM LOAN - FROM ORIENTAL BANK OF COMMERCE TOWARDS CONSTRUCTION OF BUILDINGS	254,02,742
<b>TOTAL</b>	<b>254,02,742</b>

**SCHEDULE - 3 RESERVES AND SURPLUS**

PARTICULARS	AS AT 31-03-2017 AMOUNT (Rs.)
EXCESS OF INCOME OVER EXPENDITURE	
OPENING BALANCE	7313,02,752
ADD : DURING THE YEAR	973,46,604
<b>TOTAL</b>	<b>8286,49,356</b>

**SCHEDULE - 5 CURRENT ASSETS, DEPOSITS, LOANS & ADVANCES**

PARTICULARS	AS AT 31-03-2017 AMOUNT (Rs.)
BALANCES WITH SCHEDULE BANKS	
IN CURRENT ACCCOUNTS	
- Society and Institutions	244,39,170
IN SAVINGS BANK ACCCOUNTS	
- Grant in Aid	34,18,093
IN FIXED DEPOSITS	
AICTE - SBI, ANDHRA BANK	70,00,000
OU - B PHARMACY - ANDHRA BANK	15,00,000
OTHERS	1547,46,063
CASH BALANCE	5,17,251
DEPOSITS	
WITH GOVT. DEPARTMENTS	15,04,440
WITH OTHERS	3,42,695
INTEREST ACCRUED BUT NOT DUE	198,36,434
ADVANCE AGAINST ASSETS AND EXPENSES	69,37,680
OTHER ADVANCES	1,39,579
TAX DEDUCTED AT SOURCE	12,23,383
FEES & OTHER RECEIVABLES	1955,68,706
PREPAID INSURANCE	33,97,910
PREPAID EXPENSES	26,61,574
<b>TOTAL</b>	<b>4232,32,978</b>

**SCHEDULE - 6 CURRENT LIABILITIES & PROVISIONS**

PARTICULARS	AS AT 31-03-2017 AMOUNT (Rs.)
STATUTORY DUES & TDS PAYABLE	47,07,069
CREDITORS FOR EXPENSES AND OTHERS	291,45,185
CREDITORS AGAINST PURCHASE OF ASSETS	41,39,936
FEES RECEIVED IN ADVANCE	114,90,890
CAUTION DEPOSITS REFUNDABLE	174,38,000
GRANT IN AID FROM UGC & OTHERS - UNSPENT	34,18,093
GRATUITY PAYBLE	169,49,553
<b>TOTAL</b>	<b>872,88,726</b>



GOKARAJU RANGARAJU EDUCATIONAL SOCIETY  
SCHEDULES FORMING PART OF THE INCOME AND EXPENDITURE ACCOUNT

**SCHEDULE - 7 FEE COLLECTIONS**

PARTICULARS	AS AT 31-03-2017 AMOUNT (Rs.)
TUTION FEES	5196,93,662
NBA FEES	125,99,500
BUS FEE	575,17,442
OTHER FEES	199,95,981
<b>TOTAL</b>	<b>6098,06,585</b>

**SCHEDULE - 8 OTHER INCOME**

PARTICULARS	AS AT 31-03-2017 AMOUNT (Rs.)
INTEREST FROM BANKS	158,62,190
OTHER INCOME	454,11,675
<b>TOTAL</b>	<b>612,73,865</b>

**SCHEDULE - 9 PERSONNEL AND ADMINISTRATIVE EXPENDITURE**

PARTICULARS	AS AT 31-03-2017 AMOUNT (Rs.)
STAFF SALARIES	2810,19,424
GRATUITY	46,82,194
REPAIRS & MAINTENANCE	
VEHICLES	34,10,722
BUILDINGS	167,27,020
BUSSES	278,60,965
COMPUTERS	23,35,333
OTHERS	18,31,379
ADVERTISEMENT EXPENSES	31,91,677
FEES AND LICENCES	13,24,202
HOUSE KEEPING EXPENSES	208,49,763
ELECTRICAL CHARGES & MAINTENANCE	78,69,464
SECURITY CHARGES	83,10,443
PRINTING AND STATIONERY	77,42,511
EXAMINATION EXPENSES	61,32,301
INTEREST ON TERM LOAN	39,69,787
PROVIDENT FUND	53,60,835
E S I	1,30,727
TRAVELLING AND CONVEYANCE	14,15,072
AUDIT FEE	2,87,500
BANK CHARGES	72,984
OFFICE MAINTENANCE	5,20,863
TELEPHONE CHARGES	6,03,145
TRANSPORT CHARGES	22,442
STUDENT INCENTIVES & WELFARE	40,26,428
STUDENT TRAINING	33,11,550
FM RADIO EXPENSES	4,35,454
RENT	24,69,000
RATES & TAXES	18,42,247
LAB MAINTENANCE	15,58,344
INSURANCE	48,04,176
INTERNET CHARGES	22,93,064
LIBRARY EXPENSES	17,67,857
HOSTEL EXPENSES	1,22,146
MEMBERSHIP FEE	4,50,000
GARDEN MAINTENANCE	1,40,282
GENERATOR MAINTENANCE	12,48,404
SOLAR EXPENSES	1,60,700
POSTAGE AND TELEGRAMS	65,869
STAFF INCENTIVES & WELFARE EXPENSES	43,28,929
SPORTS AND GAMES EXPENSES	3,46,892
ANNUAL DAY CELEBRATION EXPENSES	29,86,552
CONSULTANCY CHARGES	92,83,311
PLACEMENT CHARGES	5,01,638
AMC CHARGES	197,78,792
STUDENT LUNCH EXPENSES	103,20,252
SCHOOL MAINTENANCE	7,69,602
OTHER EXPENSES	16,20,017
<b>TOTAL</b>	<b>4803,02,259</b>

**SCHEDULE - 10 GRANTS EXPENDITURE - REVENUE**

PARTICULARS	AS AT 31-03-2017 AMOUNT (Rs.)
LAB EXPENSES	24,57,363
TRAVELLING EXPENSES	1,21,903
BANK CHARGES	385
REMUNERATION	11,08,578
OTHER EXPENSES	50,000
<b>TOTAL</b>	<b>37,38,229</b>

**SCHEDULE - 11 RESEARCH EXPENDITURE**

PARTICULARS	AS AT 31-03-2017 AMOUNT (Rs.)
SALARIES FOR RESEARCH STAFF	120,88,744
TRAVELLING EXPENSES	74,574
PRINTING AND STATIONERY	6,73,298
LAB EXPENSES	2,66,414
CONTINGENSIS AND CONSUMBLES	6,66,475
OTHER EXPENSES	91,917
<b>TOTAL</b>	<b>138,61,422</b>

SCHEDULE : 4  
SCHEDULE OF DEPRECIATION UNDER THE PROVISIONS OF I.T ACT, 1961  
**2016-17**

(Amount in Rupees)

SL NO	PARTICULARS	AS ON 1-Apr-16	ADDITIONS BEFORE SEPT	ADDITIONS AFTER SEPT	DELETIONS/ ADJUSTMENTS	TOTAL AS ON 31-Mar-17	DEPRECIATION RATE %	DEPRECIATION DURING THE YEAR	CLOSING WDV AS ON 31-Mar-17
1	LAND	49,74,541	-	-	-	49,74,541	0%	-	49,74,541
2	BUILDINGS BUILDINGS BOREWELL	3341,79,227 9,44,565	267,95,742 5,30,290	14,60,935 -	- -	3624,35,904 14,74,855	10%	361,70,544 1,47,486	3262,65,360 13,27,370
3	PLANT & MACHINERY - COMPUTERS COMPUTERS & SOFTWARE	178,78,190	95,62,583	62,89,596	-	337,30,369	60%	183,51,343	153,79,026
4	PLANT & MACHINERY - VEHICLES VEHICLES SCOOTERS	602,95,766 780	90,98,122 -	84,02,234 -	8,70,000 -	769,26,122 780	15%	109,08,751 117	660,17,371 663
5	PLANT & MACHINERY - OTHERS ELECTRICAL EQUIPMENTS OFFICE EQUIPMENTS SPORTS EQUIPMENTS WORK SHOP EQUIPMENTS LAB EQUIPMENTS AIR CONDITIONER GENERATOR OTHERS	6,27,297 48,76,424 10,28,043 21,109 250,29,008 124,14,473 7,15,688 144,05,698	3,31,835 9,11,373 2,04,680 - 7,07,903 17,62,798 - 10,77,749	5,09,185 5,71,902 19,425 - 18,74,905 - - 6,03,741	- 12,915 - - - - - -	14,68,317 63,46,784 12,52,148 21,109 276,11,816 141,77,271 7,15,688 160,87,188	15%	1,82,058.68 9,09,125 1,86,365.33 3,166 40,01,155 21,26,591 1,07,353 23,67,798	12,86,258 54,37,659 10,65,783 17,943 236,10,661 120,50,680 6,08,335 137,19,390
6	PLANT & MACHINERY - BOOKS LIBRARY BOOKS	3,79,645	4,18,069	14,69,569	-	22,67,283	100%	15,32,499	7,34,785
7	FURNITURE AND FIXTURES FURNITURE AND FITTINGS	380,87,827	33,23,144	60,27,137	-	474,38,108	10%	44,42,454	429,95,654
8	GRANT IN AID - CAPITAL EXPENSES LAB EQUIPMENTS	48,64,741	34,49,129	6,26,213	-	89,40,083	0%	-	89,40,083
9	LIVE STOCK	1,00,000	-	-	-	1,00,000	0%	-	1,00,000
	TOTAL (A)	5208,23,022	581,73,417	278,54,842	8,82,915	6059,68,366		814,36,803	5245,31,563
10	CAPITAL WORK IN PROGRESS (Including Building and Machinery)	94,73,192	30,06,709	161,49,740	13,46,000	272,83,641	0%	-	272,83,641
	TOTAL (B)	94,73,192	30,06,709	161,49,740	13,46,000	272,83,641		-	272,83,641
	GRAND TOTAL (A+B)	5302,96,214	611,80,126	440,04,582	22,28,915	6332,52,007		814,36,803	5518,15,204